

Caution

1. Read all the instructions before use and retain for future use.
2. Only use the appliance as intended for towel or Thai Compress steaming.
3. Only use the power cord supplied with the steamer. When connecting to the mains electricity ensure that no trip or other hazard is created and operation of the unit will not be impeded.
4. If using an extension cable ensure all ratings are correct and match with the steamer's requirements. Refer to **point 3** for safe connection.
5. Take great care when using this steamer - for use by trained professionals only.
6. The steamer will get very hot in use and create steam quickly - avoid burns by taking all necessary precautions.
7. Do not touch hot surfaces, use handles or knobs and heat protective gloves, as required.
8. Do not move the appliance when it contains any hot liquid. Allow to thoroughly cool before moving.
9. Do not immerse cord, plugs or appliance in water or other liquids.
10. Disconnect from the electric supply when not in use and before cleaning.
11. Allow the item to cool before assembly or disassembly of any parts.
12. Do not operate if there is any damage to the steamer, cord or plug or after any malfunction.
13. Do not modify, use additional components not supplied or try to repair.
14. For indoor use only.
15. Ensure the cable is not positioned in such a way that it may be damaged by hot surfaces (or other ways), over the edge of work surface or can create any hazard. Only use approved extension cables, with suitable ratings, and ensure they do not create any trip or other hazard.
16. Do not leave the appliance unattended, when switched on.

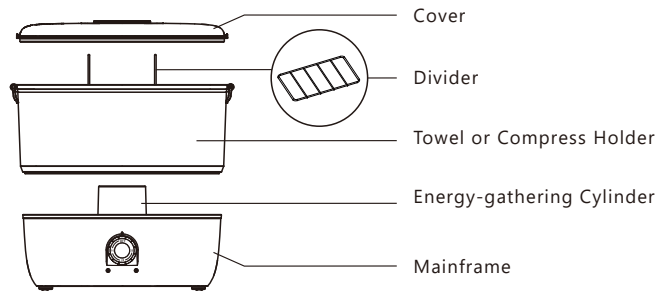
User Manual



STEAMER

PROFESSIONAL EQUIPMENT
FOR SALON AND SPA

Steamer Components



Steamer Operation

1. Steam sterilisation
2. Quick heating: dependent on ambient conditions steam can be generated in approximately 20 seconds.
3. Low water warning and cut-off.
4. The steamer can steam approximately 18 towels (30 x 30cm) or two large Thai Compresses at one time.
5. Quiet operation.
6. Easy storage: The mainframe unit can be stored in the holder.

Specification

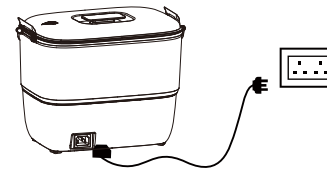
Rated Voltage	120V / 220V
Rated Power Inputs	600W
Rated Frequency	60Hz / 50Hz
Water Tank Capacity	1 L
Fixed Time Range	0~30 min
Heating Temperature	100 °C
Overall Dimensions	30 x 19 x 24 cm

Operating Instructions


1. Roll towel, then place your rolled towel into the towel holder. Use dividers as required and indicated in the image. Place the cover in position and lock with the handles on both sides. For steaming Thai Compresses position compresses so that the handles are angled to stay in position.
2. Add water: Pour water into the mainframe. Pay attention, water levels should be in between the low and high line indicators. Make sure the Energy-gathering Cylinder is in position.



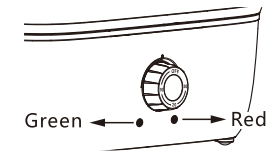
3. Turn on: Place the holder carefully in position on the mainframe. Connect the power cord.



4. Timing: Adjust the knob to the desired heating time. The machine will start heating.



5. Automatic cut out. The steamer automatically turns-off if the water level reaches the minimum level. The red and green lights are on when the steamer is operating correctly. If the red light is off, this indicates a shortage of water. The heater will stop operating. Either add water or turn off the steamer.



6. The steamer will automatically turn off when it reaches the set time.

7. Remove the cover with caution using heat protective gloves. Guidance: As you remove the lid flip the furthest edge upwards and towards you and protect yourself from the steam as it escapes from the holder with the lid.

8. Whenever using steamed items ensure you test the temperature before using with a client.

Guarantee

This product is guaranteed against mechanical and electrical defects for 12 months from the date of purchase. During this guarantee period Ellisons will repair or replace the product free of charge provided the fault was not caused by misuse or improper handling, negligence, normal wear and tear, accidental damage, or by any modifications made by the purchaser.

Faulty products should be returned to the place of purchase. Returns damaged by poor packaging are the responsibility of the sender. If returning under this guarantee, you will be required to enclose proof and date of purchase. Please quote the model number of the product in all correspondence. This guarantee does not affect your statutory rights.

Ellisons, 43 Bayton Road, Exhall, Coventry, CV7 9EF